

INSTALLATION GUIDE

ZKPOS WEB REPORT APP

Version: 3.0.0

Date: 01-08-2021

Software Version: 3.0.0

HOW TO INSTALL ZKPOS WEB REPORT APP

SYSTEM REQUIREMENTS:

To ensure the best performance using ZKPOS WEB ANDROID REPORT APP, please note the following requirements for hardware and software:

1. Hardware

- Memory – 1 GB (Min)
- Hard Disk Space - 4 GB available (MIN)
- Architecture - 64-BIT / 32-BIT
- Size of Tab-7 inch.

2. Software

- Android – Android 6.0 and Above.
- Internet Information Service (IIS) 7.5 and Above.

3. Databases

If you plan to integrate ZKPOS Android Services with a database, you must have one of the following applications installed:

- Microsoft SQL Server 2012 and above.

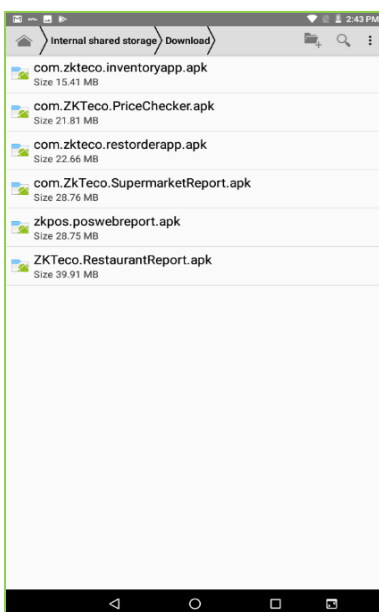
4. Internet Access

You must need a network connection for working ZKPOS Web Android Report App.

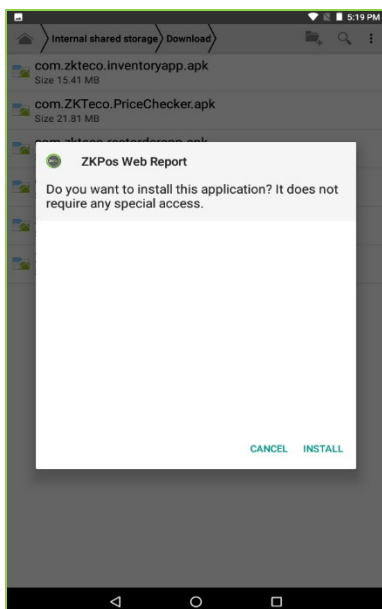
Installing and Configuring ZKPOS WEB ANDROID REPORT APP:

You must want to install and configure ZKPOS Web Android Report App on your Mobile phone or Tablet.

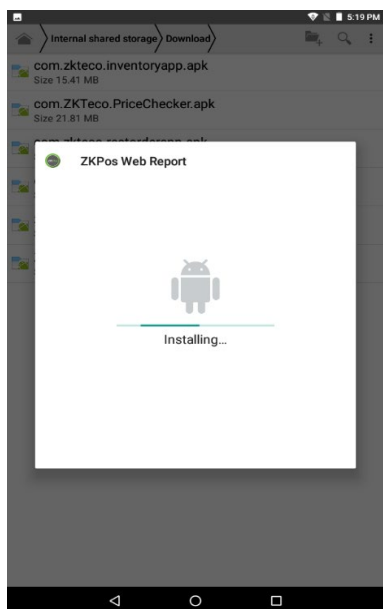
1. To install ZKPOS Web Android Report App on Your Phone or Tablet:



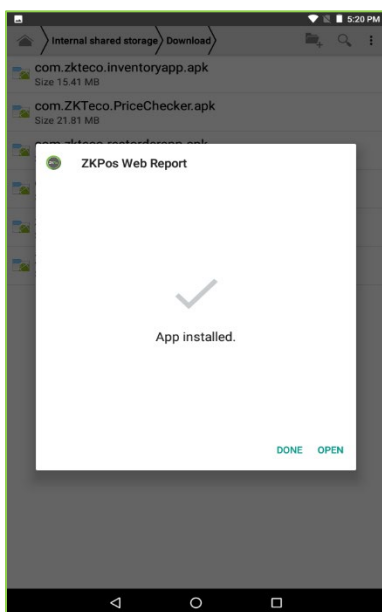
- Uninstall any existing versions of ZKPOS Web Android Report App Application you have installed.
- Locate and Click the file zkpos.poswebreport.apk
- Click on zkpos.poswebreport.apk.




- Click INSTALL button.



- After clicking the Install button, it starts to install.



- After the installation is finished, click OPEN button.



2. To Configure ZKPOS Web Android Report App on Your Phone or Tablet:

- After installation finishes you have to see ZKPOS Web Android Report app icon on the Home Screen.
- Open it.
- After activating in the Restaurant POS Utility, you will get a USERNAME and PASSWORD there. So, you need to login in to the ZKPOS Web Android Report with that same user name and password.
- Enter the User Name and Password.

ZK Building, Wuhe Road, Gangtou, Bantian, Buji Town, Longgang District, Shenzhen China 518129

Tel: +86 755-89602345

Fax: +86 755-89602394

www.zkteco.com

